



Invex[®] IM
CASE/TRAY PACKERS

Unprecedented efficiency and economy.

Conveniently flexible and loaded with experience-based design, Invex IM case/tray packers bring a higher level of performance to mid-range applications. Its simplistic combination of design, positive drive technology and control avoids compromise and maximizes performance.

Invex[®]
Invex[®]






Your Requirements, Your Package, Our Solution.

The Invex IM blends the perfect combination of technology and design to achieve high performance for mid-range case packing applications.

Knowledge and experience-based design ensures precise control over corrugated materials, your product, and the machine motions needed to achieve quality packages and production efficiency.





YOUR REQUIREMENTS

Our first job is to listen. Requirements regarding your product, speeds, environment and other factors are critically important for us to understand.



YOUR PACKAGE

Your package must protect your product, be low cost, run efficiently and promote your brand.



OUR SOLUTION

Our solutions attend to every detail to achieve efficiency and reliability while maintaining the integrity of your product and package.



Complete control of corrugated materials

Innovative collating and loading technology



Flap folding (not plowing) and positive case squaring

Loading Solutions Specific to Your Needs

Stage Push



Pick and Place



Up Stacker, Down Stacker



Efficient Pack Pattern Collating and Loading

Offering maximum flexibility and adaptability for rapidly changing product life cycles, the Invex IM performs to meet production demands.


Stage Push – Horizontal collation process used for handling cartons, jugs, and bottles when vertical stacking is not required.

Pick and Place – Ideal for products such as tapered cups that cannot be pushed one against the other. Vacuum or mechanical end-effortors are designed specific to application requirements.

Up Stacker, Down Stacker – Easy and cost effective method of vertically stacking cartons, tubs, and more.

Additional engineered product pack pattern collation and loading options include:

- **Laning systems**
 - Flood or mass fed
 - Recirculating conveyors
 - Servo lane mergers and dividers
- **Product turning and upending**
- **Surge control**



Allen-Bradley

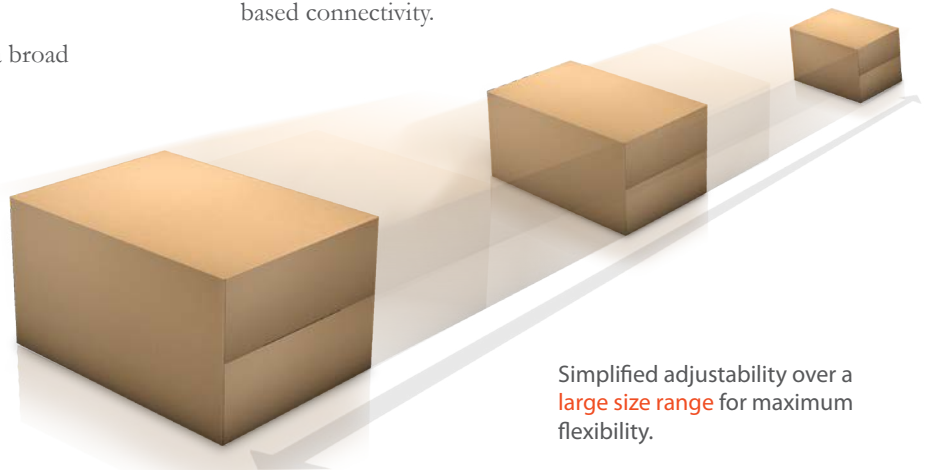
PanelView Plus 700

Touch screen
selectable
product recipes
automatically
control precise
adjustments
throughout the
machine.



Intuitive interface combined with positive servo drives simplify and enhance changeovers and operation.

- Recipe control of servo motor motions and timing.
- Fast, repeatable changeovers and simple adjustments when products or materials vary slightly.
- Repeatable size adjustments cover a broad size range.
- Electronic jog function assists with troubleshooting.
- On-board diagnostics provide simple troubleshooting from the HMI.
- PackML and PackTag-ready with standards based connectivity.



Simplified adjustability over a large size range for maximum flexibility.

There's a reason Douglas leads the industry in value-added offerings. It's not just our job... IT'S OUR COMPANY.

As a 100% employee owned company, you can rest assured that nobody works harder than Douglas to provide MORE for today's packagers.

As part of that commitment, we offer programs designed to keep your operation on the move and improve your bottom line.

Services like the **Reliability Assurance Program** provide comprehensive machine inspection, audit and analysis services to reach your maintenance goals and ensure maximum productivity.

Our **PartsDirect™ Program**, offers commercial OEM replacement parts at a guaranteed best price. See our web site for details and other value-add programs.

So when you choose Douglas, feel free to expect more. More knowledge, more innovation, more quality, more support. More of everything you need in a secondary packaging partner.



Invex IM CASE/TRAY PACKERS

	Invex IM (24" index)	Invex IM (30" index)
SPEEDS	Up to 25 cases/min typical (application dependent)	Up to 20 cases/min typical (application dependent)
CASE TYPES	Wrap around cases, knock-down cases (pre-glued manufacturer's flap), and trays. RSC, HSC or economy flaps (2" min to 6" max flap length).	Knock-down cases (pre-glued manufacturer's flap) and trays. RSC, HSC or economy flaps (2" min to 6" max flap length) .
CASE SIZE RANGE (L = TRAVEL DIRECTION)	Length: 4" to 16" Width: 6" to 22" Vertical: 4" to 12"	Length: 8" to 23" Width: 8" to 22" Vertical: Range A: 4" to 12" Range B: 6" to 16"
FRAME / FINISH	Powder coated tubular and fabricated cold rolled steel. Gray metallic, DuPont 616. Washdown options available.	Powder coated tubular and fabricated cold rolled steel. Gray metallic, DuPont 616.
MAGAZINE CAPACITY	4 ft magazine (6 ft optional)	
GLUE SYSTEM	Nordson Mesa™ Series 9 glue system. Nordson ProBlue™ 10 optional.	
ADJUSTMENTS	Tool-free changeover, HMI selectable recipes, threaded screws, handwheels, and hand knobs with position pointers and digital scales.	
GUARDING	Category 3 guarding. Full length polycarbonate with extruded anodized aluminum frames.	
ELECTRICAL	Rockwell Automation (AB) programmable logic controller, servo motors, drives and PV+ HMI. NEMA 12 wiring and enclosures. Washdown (optional).	
POWER	480 VAC, 50/60HZ, 3PH. Second 480VAC drop for glue unit. Other power sources available.	
AIR	90 PSI (6.2 bar).	

douglas-machine.com

Alexandria, MN USA • Tel: 320.763.6587 email: info@douglas-machine.com



EMPLOYEE OWNED. CUSTOMER DRIVEN.